

1. Name of Listed Entity: Sterling Tools Limited
2. Scrip Code/Name of Scrip/Class of Security: STERTOOLS
3. Share Holding Pattern Filed under: 31b
4. Share Holding Pattern as on : 30-Jun-2018
5. Declaration: The Listed entity is required to submit the following declaration to the extent of submission of information:-

S. No.	Particulars	Yes/No	
1	Whether the Listed Entity has issued any partly paid up shares?	No	
2	Whether the Listed Entity has issued any Convertible Securities?	No	
3	Whether the Listed Entity has any shares against which depository receipts are issued?	No	
4	Whether the Listed Entity has any shares in locked-in?	Yes	Public Group
5	Whether any shares held by promoters are pledge or otherwise encumbered?	No	
6	Whether the Listed Entity has issued any differential Voting Rights?	No	
7	Whether the Listed Entity has issued any Warrants ?	No	

Table I - Summary Statement holding of specified securities

Category (I)	Category of shareholder (II)	Nos. of (III)	No. of fully held shares (IV)	No. of equity shares held (V)	No. of Depositor Receipts (VI)	Total nos. held (VII) = (IV)+(V)+(VI)	Shareholding as a % (calculated per SCRR 1957) (VIII)	Number of Voting Rights held in (IX)			No. of Shares (including Warrants) (X)	Shareholding, as a % of securities (as percentage diluted share capital) (XI) = (VII)+(X) As a % of (A+B+C2)	Number of (XII)		Number of equity in dematerialized form (XIV)			
								Class eg: X	Class eg: Y	Total			No. of otherwise encumbered (XIII)	As a % of total Shares held (a)		No. of total Shares held (b)		
																	As a % of (A+B+C)	As a % of total Shares held (a)
A	Promoter & Promoter Group	6	23531175	0	0	23531175	65.32	23531175	0	23531175	0	65.32	0	0.00		23531175		
B	Public	8502	12493036	0	0	12493036	34.68	12493036	0	12493036	0	34.68	180121	14.42			12374939	
C	Non Promoter-Non Public	0	0	0	0	0	0.00	0	0	0	0.00	0	0.00	0	0.00	0	0	
C1	Shares underlying DRs	0	0	0	0	0	0.00	0	0	0	0.00	0	0.00				0	
C2	Shares held by Employee Trusts	0	0	0	0	0	0.00	0	0	0	0.00	0	0.00				0	
	Total	8508	36024211	0	0	36024211	100.00	36024211	0	36024211	0	100.00	180121	5.00			35906114	





Table II - Statement showing shareholding pattern of the Promoter and Promoter Group

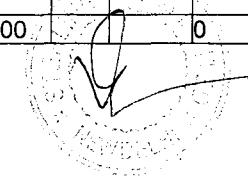
Category & of the Shareholders (I)	PAN (II)	No. of shareholder (III)	No. of fully paid-up equity shares held (IV)	Partly paid-up equity shares held (V)	Nos. of shares underlying Depositor Receipts (VI)	Total nos. shares held (VII) = IV+V+VI)	Shareholding % calculated as per SCRR 1957 (VIII)	Number of Voting Rights each class of securities (IX)			No. of Shares Underlying Outstanding convertible securities (including Warrants) (X)	Shareholding % as a % assuming full conversion of convertible securities as a percentage of diluted share capital (XI) = (VII)+(X) as % of A+B+C2	Number of Locked in shares (XII)		Number of Shares pledged otherwise encumbered (XIII)		Number of equity shares in dematerialized form (XIV)		
								No of Voting Rights					Total as a % of Total Voting rights	N o. (a)	As a % of total Shares held (b)	N o. (a)		As a % of total shares held (b)	
								Clas s X	Clas s Y	To t al									
1	Indian	0	0	0	0	0	0.00	0	0	0	0.00	0	0.00	0	0.00	0	0		
a	Individuals/Hindu undivided Family	6	23531175	0	0	23531175	65.32	23531175	0	23531175	65.32	0	65.32	0	0.00	0	0	23531175	
	MANOHAR LAL AGGARWAL HUF	AABH M1003 L	1	1600000	0	0	1600000	4.44	1600000	0	1600000	4.44	0	4.44	0.00	0	0	1600000	
	ANIL AGGARWAL	AAUPA 6313L	1	7365640	0	0	7365640	20.45	7365640	0	7365640	20.45	0	20.45	0.00	0	0	7365640	
	ATUL AGGARWAL	AAUPA 6243R	1	8648455	0	0	8648455	24.01	8648455	0	8648455	24.01	0	24.01	0.00	0	0	8648455	
	AKHILL AGGARWAL	AGRP A9376 N	1	660000	0	0	660000	1.83	660000	0	660000	1.83	0	1.83	0.00	0	0	660000	
	MANOHAR LAL AGGARWAL	AAUPA 6258N	1	3855080	0	0	3855080	10.70	3855080	0	3855080	10.70	0	10.70	0.00	0	0	3855080	
	ANIL AGGARWAL HUF	AAEHA 2509J	1	1402000	0	0	1402000	3.89	1402000	0	1402000	3.89	0	3.89	0.00	0	0	1402000	
b	Central Government/ State Government(s)		0	0	0	0	0.00	0	0	0	0.00	0	0.00	0	0.00	0	0	0	
c	Financial Institutions/ Banks		0	0	0	0	0.00	0	0	0	0.00	0	0.00	0	0.00	0	0	0	
d	Any Other (specify)		0	0	0	0	0.00	0	0	0	0.00	0	0.00	0	0.00	0	0	0	
	Sub-Total (A)(1)		6	23531175	0	0	23531175	65.32	23531175	0	23531175	65.32	0	65.32	0	0.00	0	0	23531175



2	Foreign		0	0	0	0	0	0.00	0	0	0	0.00	0	0.00	0	0.00		0
a	Individuals (Non-Resident Individuals/ Foreign Individuals)		0	0	0	0	0	0.00	0	0	0	0.00	0	0.00		0.00		0
b	Government		0	0	0	0	0	0.00	0	0	0	0.00	0	0.00		0.00		0
c	Institutions		0	0	0	0	0	0.00	0	0	0	0.00	0	0.00		0.00		0
d	Foreign Portfolio Investor		0	0	0	0	0	0.00	0	0	0	0.00	0	0.00		0.00		0
e	Any Other (specify)		0	0	0	0	0	0.00	0	0	0	0.00	0	0.00		0.00		0
	Sub-Total (A)(2)		0	0	0	0	0	0.00	0	0	0	0.00	0	0.00		0.00		0
	Total Shareholding of Promoter and Promoter Group (A)= (A)(1)+(A)(2)		6	23531175	0	0	23531175	65.32	23531175	0	23531175	65.32	0	65.32	0	0.00		23531175

Table III - Statement showing shareholding pattern of the Public shareholder

	Category & Name of the Shareholders (I)	PAN (II)	Nos. of shareholder (III)	No. of fully paid up equity shares held (IV)	Partly paid-up equity shares held (V)	Nos. of shares underlying Depository Receipts (VI)	Total nos. shares held VII = IV+V+VI	Share of ding % calculated as per SCRR, 1957 As a % of (A+B+C 2) VIII	Number of Voting Rights held in each class of securities (IX)			No. of Shares Underlying Outstanding convertible securities (including a)	Total shareholding, as a % assuming full conversion of convertible securities (as a %)	Number of Locked in shares		Number of Shares pledged or		Number of equity shares held in dematerialized form (XIV)	
									No of Voting Rights					Total as a % of Total Voting rights	No. (a)	As a % of total Shares	No. (Not applicable)		As a % of total shares held (Not applicable)
									Class X	Class Y	Total								
1	Institutions		0	0	0	0	0	0.00	0	0	0	0.00	0	0.00	0	0.00	0	0	
a	Mutual Funds/		2	2176834	0	0	2176834	6.04	2176834	0	2176834	6.04	0	0.00				2176834	
	IDFC STERLING EQUITY FUND	AAETS 9556K	1	450000	0	0	450000	1.25	450000	0	450000	1.25	0	0.00				450000	
	L & T Mutual Fund Trustee Limited-L & T Emerging	AAATC 4460E	1	1726834	0	0	1726834	4.79	1726834	0	1726834	4.79	0	0.00				1726834	
b	Venture Capital Funds		0	0	0	0	0	0.00	0	0	0	0.00	0	0.00				0	
c	Alternate		0	0	0	0	0	0.00	0	0	0	0.00	0	0.00				0	



	Investment Funds																		
d	Foreign Venture Capital Investors		0	0	0	0	0	0.00	0	0	0	0.00	0	0.00	0	0.00			0
e	Foreign Portfolio Investors		2	5522	0	0	5522	0.02	5522	0	5522	0.02	0	0.02	0	0.00			5522
f	Financial Institutions/ Banks		2	3508	0	0	3508	0.01	3508	0	3508	0.01	0	0.01	0	0.00			3508
g	Insurance Companies		0	0	0	0	0	0.00	0	0	0	0.00	0	0.00	0	0.00			0
h	Provident Funds/ Pension Funds		0	0	0	0	0	0.00	0	0	0	0.00	0	0.00	0	0.00			0
i	Any Other (specify)		0	0	0	0	0	0.00	0	0	0	0.00	0	0.00	0	0.00			0
	Sub-Total (B)(1)		6	2185864	0	0	2185864	6.07	2185864	0	2185864	6.07	0	6.07	0	0.00			2185864
2	Central Government/ State Government(s)/ President of India		0	0	0	0	0	0.00	0	0	0	0.00	0	0.00	0	0.00			0
	Sub-Total (B)(2)		0	0	0	0	0	0.00	0	0	0	0.00	0	0.00	0	0.00			0
3	Non-institutions		0	0	0	0	0	0.00	0	0	0	0.00	0	0.00	0	0.00	0	0.00	0
a	Individuals -		8045	7918562	0	0	7918562	21.98	7918562	0	7918562	21.98	0	21.98	0	0.00	0	0.00	7801965
i	Individual shareholders holding nominal share capital up to Rs. 2 lakhs.		8039	3818251	0	0	3818251	10.60	3818251	0	3818251	10.60	0	10.60	0	0.00			3701654
ii	Individual shareholders holding nominal share capital in excess of Rs. 2 lakhs.		6	4100311	0	0	4100311	11.38	4100311	0	4100311	11.38	0	11.38	0	0.00			4100311
	JAGDISH KUMAR AGGARWAL	AAAPA 4323Q	1	1833566	0	0	1833566	5.09	1833566	0	1833566	5.09	0	5.09	0	0.00			1833566
	SEEMA GOEL	AHAP G8015 A	1	500000	0	0	500000	1.39	500000	0	500000	1.39	0	1.39	0	0.00			500000
	DOLLY KHANNA	ADOP D7812	1	429696	0	0	429696	1.19	429696	0	429696	1.19	0	1.19	0	0.00			429696

		J																
	ANIL KUMAR GOEL	AAJPG 2552Q	1	1010000	0	0	1010000	2.80	1010000	0	1010000	2.80	0	2.80	0	0.00		1010000
b	NBFCs registered with RBI		1	300	0	0	300	0.00	300	0	300	0.00	0	0.00	0	0.00		300
c	Employee Trusts		0	0	0	0	0	0.00	0	0	0	0.00	0	0.00	0	0.00		0
d	Overseas Depositories (holding DRs) (balancing figure)		0	0	0	0	0	0.00	0	0	0	0.00	0	0.00	0	0.00		0
e	Any Other (specify)		450	2388310	0	0	2388310	6.63	2388310	0	2388310	6.63	0	6.63	1801211	75.42		2386810
	Bodies Corporate		120	193897	0	0	193897	0.54	193897	0	193897	0.54	0	0.54	0	0.00		192397
	Overseas Corporate Bodies		1	1801211	0	0	1801211	5.00	1801211	0	1801211	5.00	0	5.00	1801211	100.00		1801211
	MEIDOH CO. LTD.	AALC M0543 Q	1	1801211	0	0	1801211	5.00	1801211	0	1801211	5.00	0	5.00	1801211	100.00		1801211
	Non-Resident Indian (NRI)		267	150865	0	0	150865	0.42	150865	0	150865	0.42	0	0.42	0	0.00		150865
	Clearing member		58	67164	0	0	67164	0.19	67164	0	67164	0.19	0	0.19	0	0.00		67164
	Trusts		2	1838	0	0	1838	0.01	1838	0	1838	0.01	0	0.01	0	0.00		1838
	IEPF		2	173335	0	0	173335	0.48	173335	0	173335	0.48	0	0.48	0	0.00		173335
	Sub-Total (B)(3)		8496	10307172	0	0	10307172	28.61	10307172	0	10307172	28.61	0	28.61	1801211	17.48		10189075
	Total Public Shareholding (B)= (B)(1)+(B)(2)+(B)(3)		8502	12493036	0	0	12493036	34.68	12493036	0	12493036	34.68	0	34.68	1801211	14.42		12374939




Table IV - Statement showing shareholding pattern of the Non Promoter- Non Public shareholder

Category & of the Shareholders (I)	PAN (II)	No. of shareholder (III)	No. of fully paid up equity shares held (IV)	Partly paid-up equity shares held (V)	Nos. of shares underlying Depository Receipts (VI)	Total shares held (VII = IV+V+VI)	Shareholding % calculated as per SCRR, 1957 As a % of (A+B+C2) (VIII)	Number of Voting Rights each class of securities (IX)			No. of Underlying Outstanding convertible securities (including Warrants) (X)	Total shareholding, as a % assuming full conversion of convertible securities (as a percentage of diluted share capital) (XI)	Number of Locked in shares (XII)		Number of Shares pledged or encumbered (XIII)		Number of equity shares held in dematerialized form (XIV) (Not Applicable)	
								Class X	Class Y	Total			No.	As a % of total Shares held	No.	As a % of total shares held (Not applicable)		
1	Custodian/DR Holder	0	0	0	0	0	0.00	0	0	0	0.00	0	0.00	0	0.00	0	0.00	0
2	Employee Benefit Trust (under SEBI (Share based Employee Benefit) Regulations, 2014)	0	0	0	0	0	0.00	0	0	0	0.00	0	0.00	0	0.00	0	0.00	0
	Total Non-Promoter- Non Public Shareholding (C)= (C)(1)+(C)(2)	0	0	0	0	0	0.00	0	0	0	0.00	0	0.00	0	0.00	0	0.00	0

Table II- Unclaim Details

Details of Shares which remain unclaimed may be given here along with details such as number of shareholders, outstanding shares held in demat/unclaimed suspense account, voting rights which are frozen etc.	
No. of shareholders	No of share held

Table III- Unclaim Details

Details of Shares which remain unclaimed may be given here along with details such as number of shareholders, outstanding shares held in demat/unclaimed suspense account, voting rights which are frozen etc.	
No. of shareholders	No of share held

Table III- Person in Concert

Details of the shareholders acting as persons in Concert including their Shareholding			
Name of shareholder	Name of PAC	No. of share	Holding %

