
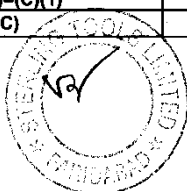


| INTRODUCTORY SUB-TABLE (I)(a)   |                                      |   |  |
|---|--------------------------------------|---|--|
| NAME OF THE COMPANY : STERLING TOOLS LIMITED  |                                      |   |  |
| SCRIP CODE: 530759 / STERTOOLS  |                                      | CLASS OF SECURITY:  |  |
| QUARTER ENDED: 30/09/2014   |                                      |   |  |
| <b>Partly paid-up shares:-</b>  | <b>No. of partly paid-up shares</b>  | <b>As a % of total no of partly paid-up shares</b>              | <b>As a % of total no of shares of the Company</b>   |
| Held by promoter/promoter group   |                                      |   |  |
| Held by public  |                                      |   |  |
| <b>Total-D</b>  |                                      |   |  |
| <b>Oustanding convertible securities:-</b>  | <b>No. of outstanding securities</b> | <b>As a % of total no of outstanding convertible securities</b> | <b>As a % of total no of shares of the Company, assuming full conversion of the convertible securities</b> |
| Held by promoter/promoter group   |                                      |   |  |
| Held by public  |                                      |   |  |
| <b>Total-E</b>  |                                      |   |  |
| <b>Warrants:-</b>   | <b>No. of warrants</b>               | <b>As a % of total no of warrants</b>                           | <b>As a % of total no of shares of the Company, assuming full conversion of warrants</b>                   |
| Held by promoter/promoter group   |                                      |   |  |
| Held by public  |                                      |   |  |
| <b>Total-F</b>  |                                      |   |  |
| <b>Total paid up capital of the company assuming full conversion of warrants and convertible securities</b> |                                      |   |  |



| (I)(A) STATEMENT SHOWING SHAREHOLDING PATTERN AS ON  |                         |                        |                           |  |  |  |                  |                 |
|--|-------------------------|------------------------|---------------------------|--|--|--|------------------|-----------------|
| STERLING TOOLS LIMITED   |                         |                        |                           |  |  |  |                  |                 |
| SCRIP CODE: 530759 / STERTOOLS   |                         |                        | QUARTER ENDED: 30/06/2014 |  |  |  |                  |                 |
| Category code  | Category of Shareholder | Number of Shareholders | Total number of shares    | Number of shares held in dematerialized form | Total shareholding as a percentage of total number of shares | Shares Pledged or otherwise encumbered |                  |                 |
|  |                         |                        |                           |  | As a percentage of (A+B)                                     | As a percentage of (A+B+C)             | Number of shares | As a percentage |
| I  | II                      | III                    | IV                        | V  | VI   | VII                                    | VIII             | IX              |
| <b>(A) SHAREHOLDING OF PROMOTER AND PROMOTER GROUP</b>   |                         |                        |                           |  |  |  |                  |                 |
| <b>(1) Indian</b>  |                         |                        |                           |  |  |  |                  |                 |
| (a) Individuals (HUF)  |                         | 6                      | 4801235                   | 4801235                                      | 70.146   | 70.146                                 | 0                | 0               |
| (b) Central Gov/State gov  |                         | 0                      | 0                         | 0  | 0  | 0                                      | 0                | 0               |
| (c) Bodies Corporate   |                         | 0                      | 0                         | 0  | 0  | 0                                      | 0                | 0               |
| (d) Financial Inst. Banks  |                         | 0                      | 0                         | 0  | 0  | 0                                      | 0                | 0               |
| (e) Any Other (Specify)  |                         | 0                      | 0                         | 0  | 0  | 0                                      | 0                | 0               |
| <b>Sub Total (A)(1)</b>  |                         | <b>6</b>               | <b>4801235</b>            | <b>4801235</b>                               | <b>70.146</b>  | <b>70.146</b>                          | <b>0</b>         | <b>0</b>        |
| <b>(2) Foreign</b>   |                         |                        |                           |  |  |  |                  |                 |
| (a) Individuals nri/ Individuals/Foreign   |                         | 0                      | 0                         | 0  | 0  | 0                                      | 0                | 0               |
| (b) Bodies Corporate   |                         | 0                      | 0                         | 0  | 0  | 0                                      | 0                | 0               |
| (c) Institutions   |                         | 0                      | 0                         | 0  | 0  | 0                                      | 0                | 0               |
| (d) Any Other (specify) GROUP HOLDING  |                         | 0                      | 0                         | 0  | 0  | 0                                      | 0                | 0               |
| <b>Sub Total (A)(2)</b>  |                         | <b>0</b>               | <b>0</b>                  | <b>0</b>                                     | <b>0</b>   | <b>0</b>                               | <b>0</b>         | <b>0</b>        |
| <b>TOTAL SHAREHOLDING OF PROMOTER AND PROMOTER GROUP</b>   |                         | <b>6</b>               | <b>4801235</b>            | <b>4801235</b>                               | <b>70.146</b>  | <b>70.146</b>                          | <b>0</b>         | <b>0</b>        |
| <b>(A)=(A)(1)+(A)(2)</b>   |                         |                        |                           |  |  |  |                  |                 |
| <b>(B) PUBLIC SHAREHOLDING</b>   |                         |                        |                           |  |  |  |                  |                 |
| <b>(1) Institutions</b>  |                         |                        |                           |  |  |  |                  |                 |
| (a) Mutual Funds/UTI   |                         | 3                      | 22400                     | 0  | 0.327  | 0.327                                  | N.A.             | N.A.            |
| (b) Financial Inst/Banks   |                         | 0                      | 0                         | 0  | 0  | 0                                      | N.A.             | N.A.            |
| (c) Central Government(s) state Government(s)  |                         | 0                      | 0                         | 0  | 0  | 0                                      | N.A.             | N.A.            |
| (d) Venture Capital Funds  |                         | 0                      | 0                         | 0  | 0  | 0                                      | N.A.             | N.A.            |
| (e) Insurance Companies  |                         | 0                      | 0                         | 0  | 0  | 0                                      | N.A.             | N.A.            |
| (f) Foreign Institutional Investors  |                         | 0                      | 0                         | 0  | 0  | 0                                      | N.A.             | N.A.            |
| (g) Foreign Venture Capital Investors  |                         | 0                      | 0                         | 0  | 0  | 0                                      | N.A.             | N.A.            |
| (h) Any Other (specify) FDI  |                         | 0                      | 0                         | 0  | 0  | 0                                      | N.A.             | N.A.            |
| <b>Sub Total (B)(1)</b>  |                         | <b>3</b>               | <b>22400</b>              | <b>0</b>                                     | <b>0.327</b>   | <b>0.327</b>                           | <b>N.A.</b>      | <b>N.A.</b>     |
| <b>(2) Non-Institutions</b>  |                         |                        |                           |  |  |  |                  |                 |
| (a) Bodies Corporate   |                         | 122                    | 281487                    | 281187                                       | 4.113  | 4.113                                  | N.A.             | N.A.            |
| (b) Individuals- i. Individual shareholders holding nominal share capital up to Rs. 1 lac          |                         | 2874                   | 697866                    | 652237                                       | 10.196   | 10.196                                 | N.A.             | N.A.            |
| (b) Individuals- ii. Individual shareholders holding nominal share capital in excess of Rs. 1 lac. |                         | 14                     | 1000513                   | 1000513                                      | 14.618   | 14.618                                 | N.A.             | N.A.            |
| (c) Any other (specify) Non-resident Indian./OCB   |                         | 50                     | 18346                     | 18346  | 0.268  | 0.268                                  | N.A.             | N.A.            |
| (d) Any other (specify) Clearing Member  |                         | 43                     | 22753                     | 22753  | 0.332  | 0.332                                  | N.A.             | N.A.            |
| (e) Any other (specify) Trust  |                         | 0                      | 0                         | 0  | 0  | 0                                      | N.A.             | N.A.            |
| (f) Any other (specify) foreign bodies corporates  |                         | 0                      | 0                         | 0  | 0  | 0                                      | N.A.             | N.A.            |
| (g) Any Other (specify) EMPLOYEE   |                         | 0                      | 0                         | 0  | 0  | 0                                      | N.A.             | N.A.            |
| (h) Any Other (specify) PAKISTANI SHARE-HOLDERS  |                         | 0                      | 0                         | 0  | 0  | 0                                      | N.A.             | N.A.            |
| (i) Any Other (specify) DIRECTOR'S & THEIR RELATIVES   |                         | 0                      | 0                         | 0  | 0  | 0                                      | N.A.             | N.A.            |
| <b>Sub Total (B)(2)</b>  |                         | <b>3103</b>            | <b>2020965</b>            | <b>1975036</b>                               | <b>29.527</b>  | <b>29.527</b>                          | <b>N.A.</b>      | <b>N.A.</b>     |
| <b>TOTAL PUBLIC SHAREHOLDING</b>   |                         | <b>3106</b>            | <b>2043365</b>            | <b>1975036</b>                               | <b>28.854</b>  | <b>28.854</b>                          | <b>N.A.</b>      | <b>N.A.</b>     |
| <b>(B)=(B)(1)+(B)(2)</b>   |                         |                        |                           |  |  |  |                  |                 |
| <b>(C) SHARES HELD BY CUSTODIANS AND AGAINST WHICH DEP. RECEIPTS HAVE BEEN ISSUED</b>              |                         |                        |                           |  |  |  |                  |                 |
| (a) DEPOSITORY RECEIPTS  |                         | 0                      | 0                         | 0  | 0  | 0                                      | N.A.             | N.A.            |
| <b>Sub Total (C)(1)</b>  |                         | <b>0</b>               | <b>0</b>                  | <b>0</b>                                     | <b>0</b>   | <b>0</b>                               | <b>N.A.</b>      | <b>N.A.</b>     |
| <b>TOTAL SHARES HELD BY CUSTODIANS AND AGAINST WHICH DEP. RECEIPTS HAVE BEEN ISSUED (C)=(C)(1)</b> |                         | <b>0</b>               | <b>0</b>                  | <b>0</b>                                     | <b>0</b>   | <b>0</b>                               | <b>N.A.</b>      | <b>N.A.</b>     |
| <b>Grand Total (A) + (B) + (C)</b>   |                         | <b>3112</b>            | <b>6844600</b>            | <b>6776271</b>                               | <b>100</b>   | <b>100</b>                             | <b>0</b>         | <b>0</b>        |




(I)(b) STATEMENT SHOWING SHAREHOLDING OF PERSONS BELONGING TO THE CATEGORY

PROMOTOR: 30/06/2014

| Sr. No.      | FOLIO | DPID-CLID        | NAME OF THE SHAREHOLDER | TOTAL SHARES HELD |                               | SHARES PLEDGED OR OTHERWISE ENCUMBERED |            |  | DETAILS OF WARRANTS     |  | DETAILS OF CONVERTIBLE SECURITIES     |  | TOTAL SHARES (INCLUDING UNDERLYING SHARES ASSUMING FULL CONVERSION OF WARRANTS AND CONVERTIBLE SECURITIES AS A % OF DILUTED SHARE CAPITAL) |
|--------------|-------|------------------|-------------------------|-------------------|-------------------------------|--|------------|--|-------------------------|--|---------------------------------------|--|--|
|              |       |                  |                         | NUMBER            | AS A % OF GRAND TOTAL (A+B+C) | NUMBER                                 | AS A %     | AS A % OF GRAND TOTAL (A+B+C) OF SUB-CLAUSE (I)(a) | NUMBER OF WARRANTS HELD | AS A % OF TOTAL NUMBER OF WARRANTS OF THE SAME CLASS | NUMBER OF CONVERTIBLE SECURITIES HELD | AS A % OF TOTAL NUMBER OF CONVERTIBLE SECURITIES OF THE SAME CLASS |  |
| (i)          |       |                  | (ii)                    | (iii)             | (iv)                          | (v)                                    | (vi)=viii* | (vii)  | (viii)                  | (ix)   | (x)                                   | (xi)   | (xii)  |
| 1            |       | IN30115120883017 | MANOHAR LAL AGGARWAL    | 320000            | 4.675                         | 0                                      | 100        | 0  |                         |  |                                       |  | 320000   |
| 2            |       | IN30115121154789 | ANIL AGGARWAL           | 280400            | 4.097                         | 0                                      | 0          | 0  |                         |  |                                       |  | 280400   |
| 3            |       | IN30047610126467 | ATUL AGGARWAL           | 1729691           | 25.271                        | 0                                      | 0          | 0  |                         |  |                                       |  | 1729691  |
| 4            |       | IN30047610127343 | MANOHAR LAL AGGARWAL    | 771016            | 11.265                        | 0                                      | 0          | 0  |                         |  |                                       |  | 771016   |
| 5            |       | IN30047610139676 | ANIL AGGARWAL           | 1568128           | 22.91                         | 0                                      | 0          | 0  |                         |  |                                       |  | 1568128  |
| 6            |       | IN30154931700334 | AKHILL AGGARWAL         | 132000            | 1.929                         | 0                                      | 0          | 0  |                         |  |                                       |  | 132000   |
| <b>TOTAL</b> |       |                  |                         | <b>4801235</b>    | <b>70.147</b>                 | <b>0</b>                               | <b>0</b>   | <b>0</b>   |                         |  |                                       |  | <b>4801235</b>   |



| STERLING TOOLS LIMITED  |       |                  |                                  |               |   |                         |  |                                       |   |   |
|---|-------|------------------|----------------------------------|---------------|---|-------------------------|--|---------------------------------------|---|---|
| (U)(c)(i) STATEMENT SHOWING SHAREHOLDING OF PERSONS BELONGING TO THE CATEGORY |       |                  |                                  |               |   |                         |  |                                       |   |   |
| PUBLIC AND HOLDING MORE THAN 1% OF THE TOTAL NUMBER OF SHARES. 30/06/2014     |       |                  |                                  |               |   |                         |  |                                       |   |   |
| Sr. No.   | FOLIO | DPID-CLID        | NAME OF THE SHAREHOLDER          | NO OF SHARES  | AS A % OF TOTAL NUMBER OF SHARES (i.e. GRAND TOTAL (A)+(B)+(C) INDICATED IN STATEMENT AT PARA (I)(*) ABOVE) | DETAILS OF              |  | DETAILS OF                            |   | TOTAL SHARES (INCLUDING UNDERLYING SHARES ASSUMING FULL CONVERSION OF THE SAME CLASS SECURITIES AS A % OF DILUTED SHARE CAPITAL |
|   |       |                  |                                  |               |   | NUMBER OF WARRANTS HELD | AS A % OF TOTAL NUMBER OF WARRANTS OF THE SAME CLASS | NUMBER OF CONVERTIBLE SECURITIES HELD | % w.r.t. TOTAL NUMBER OF CONVERTIBLE SECURITIES OF THE SAME CLASS |   |
| 1   |       | IN30047640475953 | ENAM INVESTMENT SERVICES PVT LTD | 120000        | 1.753   |                         |  |                                       |   | 120000  |
| 2   |       | IN30290246438244 | JAGDISH KUMAR AGARWAL            | 390730        | 5.708   |                         |  |                                       |   | 390730  |
| 3   |       | 1203760000210771 | ANIL KUMAR GOEL                  | 245000        | 3.579   |                         |  |                                       |   | 250000  |
| 4   |       | 1203760000210765 | SEEMA GOEL                       | 135000        | 1.972   |                         |  |                                       |   | 135000  |
| <b>TOTAL</b>  |       |                  |                                  | <b>890730</b> | <b>13.013</b>   |                         |  |                                       |   | <b>895730</b>   |




STERLING TOOLS LIMITED


(I)(c)(ii) STATEMENT SHOWING SHAREHOLDING OF PERSONS BELONGING TO THE CATEGORY

'PUBLIC' AND HOLDING MORE THAN 5% OF THE TOTAL NUMBER OF SHARES. 30/06/2014

| Sr. No.      | FOLIO | DPID-CLID        | NAME OF THE SHAREHOLDER | NO OF SHARES  | SHARES AS A % OF TOTAL NUMBER OF SHARES (i.e. GRAND TOTAL (A)+(B)+(C) INDICATED IN STATEMENT AT PARA (I)(a) ABOVE) | DETAILS OF              |   | DETAILS OF                            |  | TOTAL SHARES (INCLUDING UNDERLYING SHARES ASSUMING FULL CONVERSION OF WARRANTS AND CONVERTIBLE SECURITIES AS A % OF DILUTED SHARE CAPITAL |
|--------------|-------|------------------|-------------------------|---------------|--|-------------------------|---|---------------------------------------|--|---|
|              |       |                  |                         |               |  | NUMBER OF WARRANTS HELD | AS A % TOTAL NUMBER OF WARRANTS OF THE SAME CLASS | NUMBER OF CONVERTIBLE SECURITIES HELD | % w.r.t TOTAL NUMBER OF CONVERTIBLE SECURITIES OF THE SAME CLASS |   |
| 1            |       | IN30290246438244 | JAGDISH KUMAR AGARWAL   | 390730        | 5.709  |                         |   |                                       |  | 390730  |
| <b>TOTAL</b> |       |                  |                         | <b>390730</b> | <b>5.709</b>   |                         |   |                                       |  | <b>390730</b>   |



| STERLING TOOLS LIMITED  |       |           |                         |               |            |
|---|-------|-----------|-------------------------|---------------|------------|
| (I)(d) STATEMENT SHOWING DETAILS OF LOCKED-IN SHARES 30/06/2014 |       |           |                         |               |            |
| Sr. No.   | FOLIO | DPID-CLID | NAME OF THE SHAREHOLDER | LOCKED SHARES | % OF TOTAL |
|   |       |           |                         | 0             | 0          |
| TOTAL   |       |           |                         | 0             | 0          |



**STERLING TOOLS LIMITED**

**(II)(a) STATEMENT SHOWING DETAILS OF DEPOSITORY RECEIPTS (DRs)**

| Sr. No.      | Type of outstanding DR (ADRs, GDRs, SDRs, etc.) | Number of outstanding DRs | Number of shares underlying outstanding DRs | Shares underlying outstanding DRs as a percentage of total number of shares (i.e., Grand Total (A)+(B)+(C) indicated in Statement at para (I)(a) above) |
|--------------|---|---------------------------|---|---|
| 1            | ADR   | 0                         | 0   | 0   |
| 2            | GDR   | 0                         | 0   | 0   |
| <b>TOTAL</b> |   | <b>0</b>                  | <b>0</b>                                    | <b>0</b>  |

**STERLING TOOLS LIMITED**

**(II)(b) Statement showing holding of Depository Receipts (DRs), where underlying shares held by "promoter/promoter group" are in excess of 1% of the total number of shares**

| Sr. No.      | Name of the DR Holder | Type of outstanding DR (ADRs, GDRs, SDRs, etc.) | Number of shares underlying outstanding DRs | Shares underlying outstanding DRs as a percentage of total number of shares (i.e., Grand Total (A)+(B)+(C) indicated in Statement at para (I)(a) above) |
|--------------|-----------------------|---|---|---|
|              |                       |   |   |   |
| <b>TOTAL</b> |                       |   | <b>0</b>                                    | <b>0</b>  |

